

CYCLE FX



DIMMING



BRIGHTNESS



ON / OFF
SUNRISE / SUNSET


Welcome

Let's cover the basics...

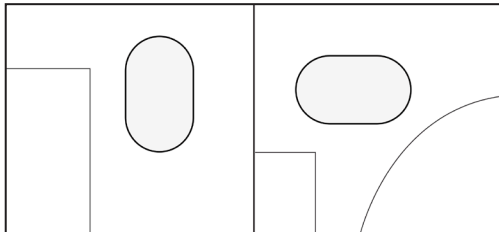
This lamp is designed to go from a surface (like a bedside table or desk) to a wall, whenever you like.



Stand it.



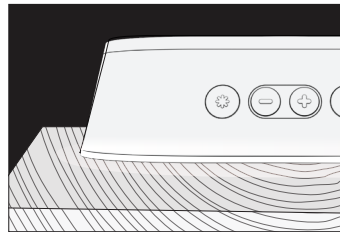
Hang it.



USE THIS ↓



Flip it for different uses.



NIGHT LIGHT GLOW



Button control



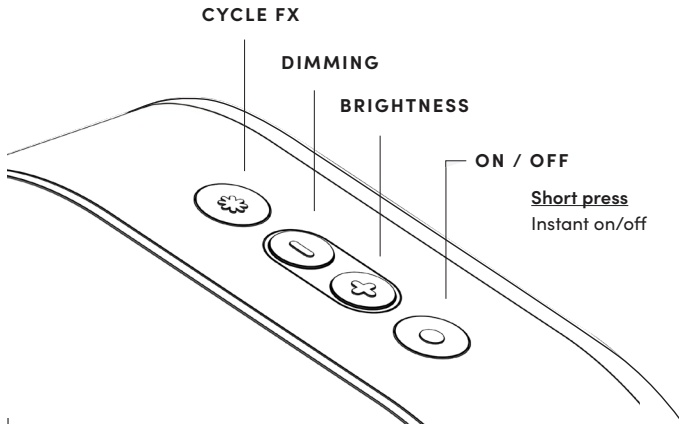
The quick control buttons on the top of your LIFX Luna allow you to make in-the-moment lighting adjustments.

Plug in your lamp and give it a try. No WiFi needed.



Want to learn about customizing buttons and even more options?

↑ Scan here



Smart control

Add with WiFi to activate smart features.

To unlock the bonus features in the app just...

1 Download the LIFX App and sign in.

2 Make sure your light is on.

If your Luna has been on for more than a few minutes, unplug it then plug back in before app setup. This will put it in pairing mode.

3 Hit the + button in the bottom right.

We'll guide you through from there.



2.4 GHz

Technical Stuff:

You'll need a device running **iOS 14.0+** or **Android 8.0+** and a 2.4 GHz **WiFi internet connection**.

Not sure what that is? See the page 'Your Wi-Fi'.

USING MATTER?

You can set up with this to add your LIFX Luna directly to Apple, Google, Alexa, SmartThings and more.

Just scan the code on the back of this manual and pick the smart home platform you want to add your light to.

To use Matter home and away, you'll need a Google, Apple or other smart home hub that's Matter-enabled*. Devices with older hardware may not be compatible.

Some features you'll unlock using the app...



Download for iOS or Android.

Home Control

Group lighting into rooms, create synchronised looks and control your home from anywhere via WiFi.

Saved Scenes

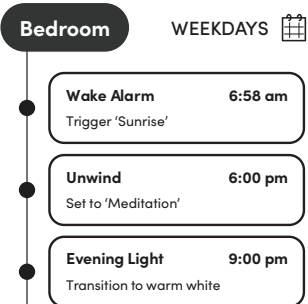
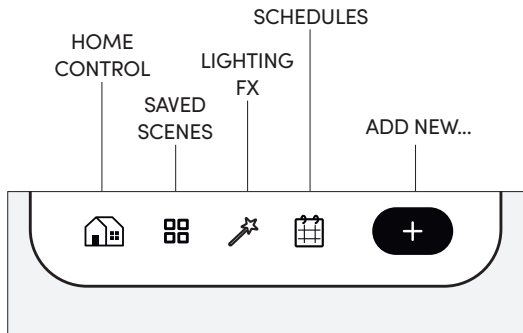
Save your favorite looks and 'go to' settings so you can activate them at a touch of a button.

Lighting FX

Go beyond the built-in modes with tonnes of dynamic lighting FX to enjoy, including music visualization and more.

Schedules

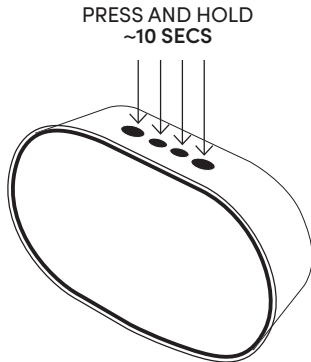
Pre-set daily lighting and have a home that shifts to suit your lifestyle.



Tips & tech stuff...

Resetting your LIFX Luna.

Press and hold all 4 buttons on the lamp for 10 seconds. When you release the buttons, the light will glow green to show it is resetting your Luna to factory defaults. This will take it back to it's original state.



Your Wi-Fi:

LIFX lights connect to your 2.4 Ghz Wi-Fi frequency network, which most routers will be compatible with (including dual band). This is common for connected devices as it offers better range and stability. You may also have a 5 Ghz network, so if you're not sure which is which, check the current Wi-Fi you're connected to by pressing the Wi-Fi icon on your phone (while connected) and look at the listed details to find the frequency.

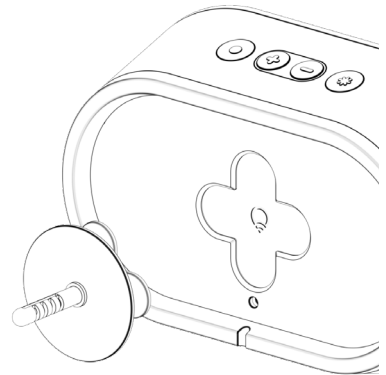
Hanging your LIFX Luna.

The + on the product back aligns to the + on the hook. Simply line both up once the hook is securely attached to the wall and gently lower the product to lock it in place.

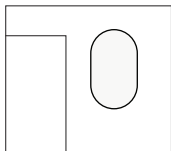
Router	802.11 b/g/n	WPA2 security compatible
--------	--------------	--------------------------

Connection troubles?

Wi-Fi waves can be interrupted by materials like concrete or mirrors. If your signal is weak, try moving your product near your router for setup as it will need a stable connection to complete. If you have lots of devices connected to your router, check the recommended amount. Some routers can handle many devices, others can only support a few.



Mounting your Luna



To hang up your Luna whenever you like, attach the included hook to your wall in your chosen spot.


KEEP IN MIND: Your Luna will need to be plugged in to an outlet, so choose a location where the cable can reach the power point.

USE ADHESIVE

Prep **IMPORTANT!**

Clean the surface, ensuring it's free from dust and dirt.

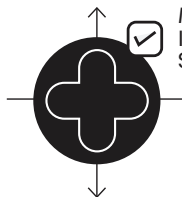
Peel off the backing of the '+' shaped hook, and carefully place into location, (check it's straight!)



Install

Push the mount firmly onto the wall, applying pressure for at least 20 seconds. Seriously.

Alignment



MAKE SURE IT IS MOUNTED STRAIGHT



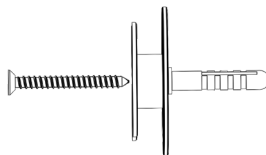
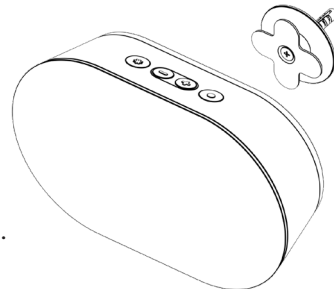
NO, NOT LIKE THAT

SCREW IN

Mark the hole location.

Attaching to Plaster?

Drill a 7mm (or 9/32") hole and push in the plug.



Peel off the adhesive backing and screw the mount into the prepared wall—check the "+" is straight!

Important Safety Instructions

Cautions:

READ AND FOLLOW ALL SAFETY INSTRUCTIONS. SAVE THESE INSTRUCTIONS.

- Do not mount or place near gas or electric heaters, fireplace, candles, or other similar sources of heat.
- Do not secure the wiring of the product with staples or nails, or place on sharp hooks or nails.
- Do not use this product for other than its intended use.
- Do not hang ornaments or other objects, or from the cord itself.
- Do not close doors or windows on the products cabling or extension cords as this may damage the wire insulation.
- Do not use with an extension cord unless the plug can be fully inserted. Do not alter or replace the plug.
- This product should be installed out of the reach of children.
- For connection to a supply not in Australia, use an attachment plug adapter of the proper

configuration for the power outlet, if needed.

- DO NOT DAMAGE THE WIRE.

Warning: DANGER – TO REDUCE THE RISK OF FIRE OR ELECTRIC SHOCK, CAREFULLY FOLLOW THESE INSTRUCTIONS.

To avoid risk of shock, always make sure the product is unplugged from the electrical outlet before assembling, disassembling, installing, relocating, extending, servicing or cleaning it.

If the external flexible cable or cord of this luminaire is damaged, it shall be exclusively replaced by the manufacturer or his service agent or a similar qualified person in order to avoid a hazard.

The light source contained in this luminaire shall only be replaced by the manufacturer or his service agent or a similar qualified person.

Product Details

Chromaticity co-ordinates: coloured light

$x < 0,270$ or $x > 0,530$

$y < -2,3172 x^2 + 2,3653 x - 0,2199$

or $y > -2,3172 x^2 + 2,3653 x - 0,1595$



Not suitable for use under dust and moisture.



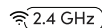
Minimum starting temperature.



Reaches 100% brightness in 1 second or less.



High quality LEDs rated for 25,000 hours of use.



Connects to your routers 2.4GHz Wi-Fi band.

120-240V 50/60Hz



RoHS

Regulations & Compliance.

Changes & modification

Changes or modifications made to this device may void certification of the device. Changes or modifications made to this unit not expressly approved by the party responsible for compliance could void the user's authority to operate the equipment.

Frequency Information

Frequency Range (Europe & Australia): 2412-2472 MHz;

Maximum radio-frequency power transmitted: 22.50dBm

Modulation type:

IEEE 802.11 b/g/n/a/x

Installation requirements & recommendation

This device should only be installed in power outlets designed to accept the plug. For optimal performance it is recommended that LIFX products be placed in locations that provide sufficient air flow through and around the lamp. It is recommended that the LIFX product be installed away from other devices designed to receive or transmit radio signals. It is recommended LIFX product/s be installed and operated at a minimum distance of 30 cm from the body.

Interference

LIFX has been designed to minimise interference with other radio, broadcast or receiving devices. The manufacturer is not responsible for any interference caused as a result of modifications to the product or by failure to adhere to the recommendations in this document and at support.lifx.com.

This device generates radio frequency energy and, if not installed in accordance with the "recommended installation requirements" may cause harmful interference to radio communication devices. If the device is causing radio interference it is recommended that the user try:

- a. relocating the device to a different place;
- b. adjust the antenna on the receiving device;
- c. consult a technician experienced in radio interference.

Notices

- This device is not intended for use with emergency exits
- Only use the control provided with or specified by these instructions to control this lamp. This lamp will not operate properly when connected to a standard (incandescent) dimmer or dimming control.

LIFX is not designed for use in:

- Excessively hot environments (e.g. close to ovens, radiators, heaters, etc.)
- Regions or countries other than that in which the product was intended for
- Outdoor and wet areas, except where the LIFX Product specifies that it is for both Indoor and Outdoor use.

When using LIFX

- To avoid risk of shock, always make sure the product is unplugged from the electrical outlet before assembling, disassembling, installing, relocating, servicing or cleaning it.

- Do not open device, as this will void the warranty
- If cleaning the product, use a soft dry cloth, do not use cleaning agents

Limited Warranty

General

Feit Electric Co ("LIFX") warrants the LIFX bulb (the "Product"), and only the Product, against defects in materials and workmanship under normal use ("Defect") for a period of TWO YEARS (730 days) from the date of retail purchase by the original purchaser ("Warranty Period"). Under this Limited Warranty, if a defect arises and a valid claim is received by LIFX within the Warranty Period, at its option and to the extent permitted by law, LIFX will either: 1. repair the Product at no charge, using new or refurbished replacement parts --or-- 2. exchange the Product with a new or refurbished Product.

In the event of a defect, to the extent permitted by law, these are your sole and exclusive remedies. A replacement Product or part assumes the remaining warranty of the original Product or ninety (90) days from the date of replacement or repair, whichever is longer. When a Product or part of the Product is exchanged, any replacement item becomes your property and the replaced item becomes LIFX's property. Parts provided by LIFX in fulfillment of its warranty obligation must be used in Products for which warranty service is claimed.

Exclusions & Limitations

This Limited Warranty applies only to the Product manufactured by or for LIFX that can be identified by the "LIFX trademark,

trade name, or logo affixed to it. The Limited Warranty does not apply to any (a) LIFX products and services other than the Product, (b) non-LIFX hardware product, (c) consumables (such as batteries), or (d) software, even if packaged or sold with the Product or embedded in the Product. Refer to the licenses accompanying the software for details of your rights with respect to its use. LIFX does not warrant that the operation of the Product will meet your needs or requirements or be uninterrupted or error free. LIFX is not responsible for damage arising from failure to follow instructions relating to the Product's use or from failures resulting from inadequate electrical supply or internet access. This warranty does not apply to a Product or part of the Product that has been altered or modified (e.g. to alter functionality or capability) by anyone who is not a representative of LIFX or if the Product is inserted or installed in a casing not provided by LIFX. In addition, this Limited Warranty does not apply to Defects or damage caused by (a) use with non-LIFX products; (b) accident, abuse, misuse, flood, fire, earthquake or other external causes or abnormal conditions; (c) operating the product outside the permitted or intended uses or conditions described by LIFX or with improper voltage or power supply; or (d) service (including upgrades and expansions) performed by anyone who is not a representative of LIFX. Recovery and reinstallation of software programs and user data are not covered under this Limited Warranty. This Limited Warranty does not cover the cost of returning the Product to LIFX; this is your responsibility. No LIFX reseller, agent, or employee is authorised to make any modification, extension, or

addition to this Limited Warranty. If any term is held to be illegal or unenforceable, the legality or enforceability of the remaining terms shall not be affected or impaired.

EXCLUSIVE WARRANTIES

THE WARRANTIES SET FORTH HEREIN ARE THE EXCLUSIVE WARRANTIES PROVIDED BY LIFX, AND EXCEPT TO THE EXTENT PROHIBITED BY APPLICABLE LAW, ALL OTHER WARRANTIES, WHETHER EXPRESS OR IMPLIED WARRANTIES (INCLUDING WARRANTIES OF MERCHANTABILITY, FITNESS FOR A PARTICULAR PURPOSE AND NON INFRINGEMENT) ARE HEREBY EXCLUDED.

LIMITATION OF DAMAGES

EXCEPT TO THE EXTENT PROHIBITED BY APPLICABLE LAW, LIFX SHALL NOT BE LIABLE FOR ANY INCIDENTAL, INDIRECT, SPECIAL, OR CONSEQUENTIAL DAMAGES RESULTING FROM ANY USE OF THE PRODUCT OR BREACH OF EXPRESS OR IMPLIED WARRANTY OR CONDITION, OR UNDER ANY OTHER LEGAL THEORY. LIFX'S LIABILITY FOR DAMAGES RESULTING FROM ANY USE OF THE PRODUCT OR BREACH OF EXPRESS OR IMPLIED WARRANTY OR CONDITION, OR UNDER ANY OTHER LEGAL THEORY WILL BE LIMITED TO THE ORIGINAL COST PAID FOR OF THE DEFECTIVE PRODUCT.

Consumer Protection

Some states do not allow the exclusion or limitation of incidental or consequential damages, or allow limitations on how long an implied warranty lasts, so the above limitations or exclusions may not apply to you. This warranty gives you specific legal rights, and you may also have other rights that vary by state to state.

Governing Law and Arbitration

This Limited Warranty shall be governed by the laws of the State of California without giving effect to any conflict of laws principles that may provide the application of the law of another jurisdiction and without regard to the Convention on Contracts for the International Sale of Goods. Any claim or dispute in connection with this Limited Warranty shall be resolved in a cost effective manner through binding non appearance based arbitration. The arbitration shall be initiated through an established alternative dispute resolution provider mutually agreed upon by the parties. The alternative dispute resolution provider and the parties must comply with the following rules: a) the arbitration shall be conducted by telephone, online and/ or be solely based on written submissions, the specific manner shall be chosen by the party initiating the arbitration; b) the arbitration shall not involve any personal appearance by the parties or witnesses unless otherwise mutually agreed by the parties; and c) any judgment on the award rendered by the arbitrator may be entered in any court of competent jurisdiction. If the foregoing arbitration clause does not apply for any reason, you agree to submit to the personal jurisdiction of the state courts located within San Francisco County, California and the federal courts in the Northern District of California for the purpose of litigating all such claims or disputes, which courts shall have exclusive jurisdiction of such claims or disputes. Notwithstanding the foregoing, LIFX may seek injunctive or other equitable relief to

protect its intellectual property rights in any court of competent jurisdiction.

Australian Consumer Law

Our goods come with guarantees that cannot be excluded under the Australian Consumer Law. You are entitled to a replacement or refund for a major failure and compensation for any other reasonably foreseeable loss or damage. You are also entitled to have the goods repaired or replaced if the goods fail to be of acceptable quality and the failure does not amount to a major failure.

This product is distributed by:

Clever House Pty Ltd

For consumer inquiries please email
info@cleverhouse.cc

FEIT ELECTRIC CO. is the exclusive owner of rights and interests in and to the mark LIFX and the LIFX logo.

Covered by patents.

lifx.com/patents

© 2025

All rights reserved.



Equipment :

This symbol on the product indicates that this product shall not be treated as household waste. Instead it shall be sent to the applicable collection point for the recycling of electronic equipment. By ensuring this product is disposed of correctly, you will help prevent potential negative consequences for the environment and human health. For more information about the recycling of this product, please contact your local city office.

For more information visit lifx.com

! SUPER QUICK SETUP

**This is your
matter code.**
Scan to start.



IMPORTANT!
Keep this code.

Need any help getting set up?
Visit support.lifx.com