



Parabolic antenna JRMB - 1200 -10/11

Antenna JRMB – 1200 – 10/11Ra is designed for microwave links at the frequency band 10 and 11 GHz. Precise performance with deep reflector dish is complying with standard ETSI EN 302-217-4-2 class 2.

Electrical parameters:

Frequency range	10.1 – 11.7 GHz
Gain – Low band	40.0 ± 0.5 dBi
Gain – High band	41.0 ± 0.5 dBi
Side lobe level	≤ 15 dB
Front to back ratio	≥ 61 dB
Beamwidth_{-3 dB}	1.5°
Polarization	Vertical / Horizontal
Return loss (VSWR)	≥ 18 dB
ETSI standard	EN 302-217-4-2 v1.5.1 Class 2

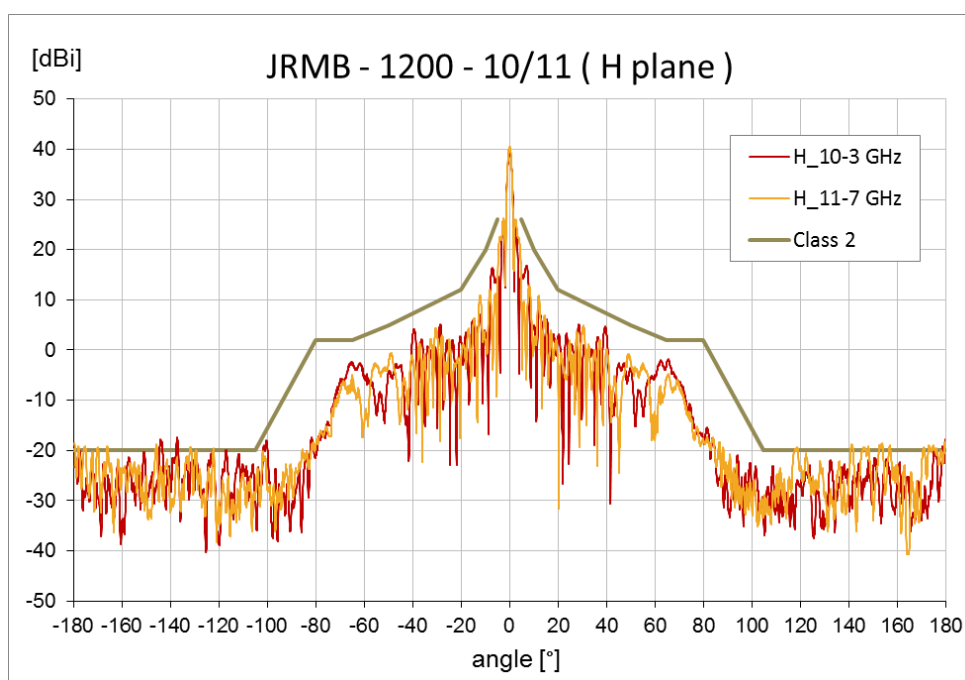
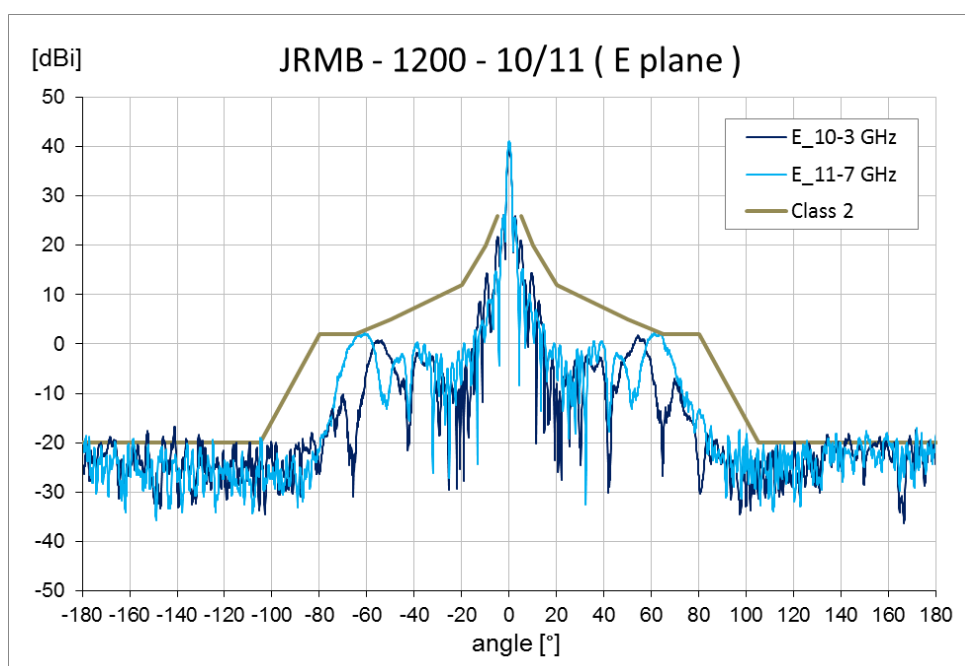
Mechanical parameters:

Parabola	Ø 1200 mm , aluminium alloy
Depth of parabola	440 mm
Cover	UV steady plastic ABS
Input / output	Circle waveguide Ø 19 mm
Installation for mast	Ø 80 - 120 mm Ø 60 - 80 mm – with adjustable wind bracing set
Operating wind load	
- without wind bracing	110 km/h (68 mph)
- with wind bracing	140 km/h (87 mph)
Survival wind load	210 km/h (130 mph)
Weight of antenna	16.5 kg (36.35 lbs.)
of antenna bracket	14.9 kg (32.85 lbs.)
Shipping dimensions – 1 pcs	1300 mm x 800 mm x 1430 mm
Shipping dimensions – 2 pcs	1300 mm x 1100 mm x 1430 mm

Parabolic antenna JRMB - 1200 -10/11

The antenna is supplied together with a massive bracket that allows easy mounting on a mast. Bracket can be installed separately on the mast. Subsequently, can be simply hang up the antenna with microwave unit into it. Antenna bracket allows fine setting elevation $\pm 15^\circ$ and azimuth $\pm 7^\circ$. It is possible mounting to right and left side. We recommend wind bracing set (optional accessories, Fig. 3) for mounting to the adverse weather conditions. **It is necessary to use an adjustable wind bracing kit** (optional accessories, Fig. 4) for mounting on the mast with **diameter 60 to 80 mm**.

Measurements of radiation pattern:



Parabolic antenna JRMB - 1200 -10/11

Outline:

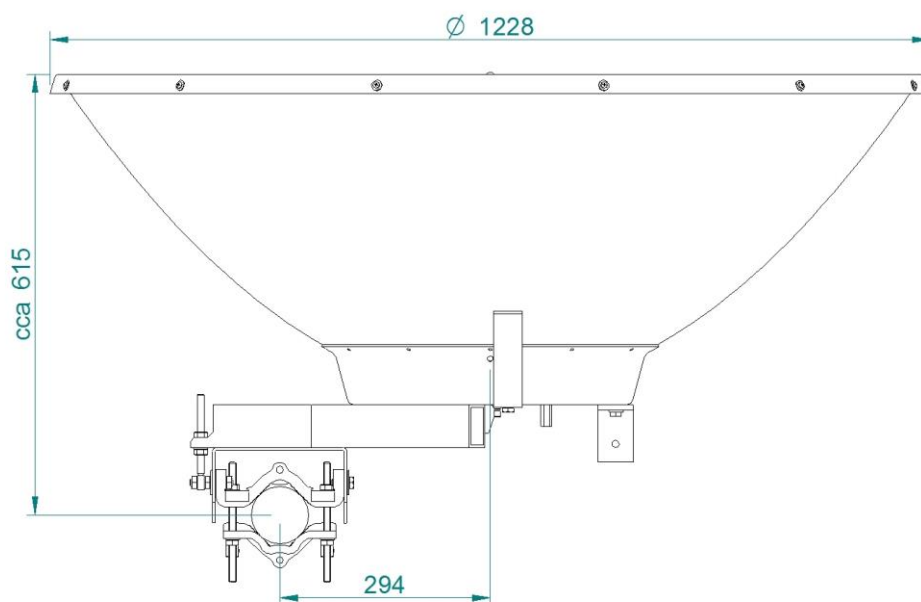


Fig. 1 Antenna dimensions

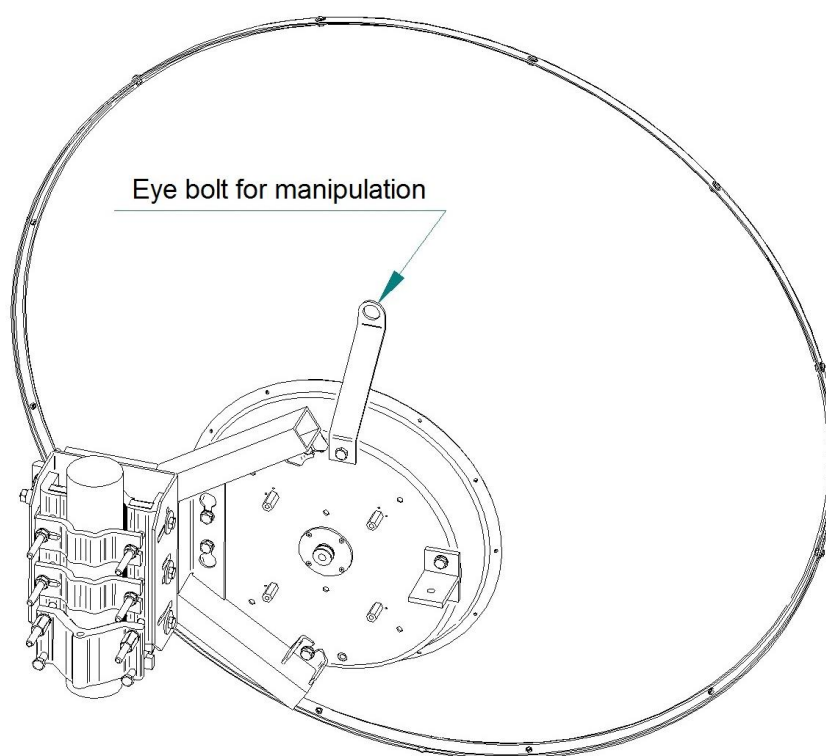


Fig. 2 Antenna with massive bracket (left side)

Parabolic antenna JRMB - 1200 -10/11

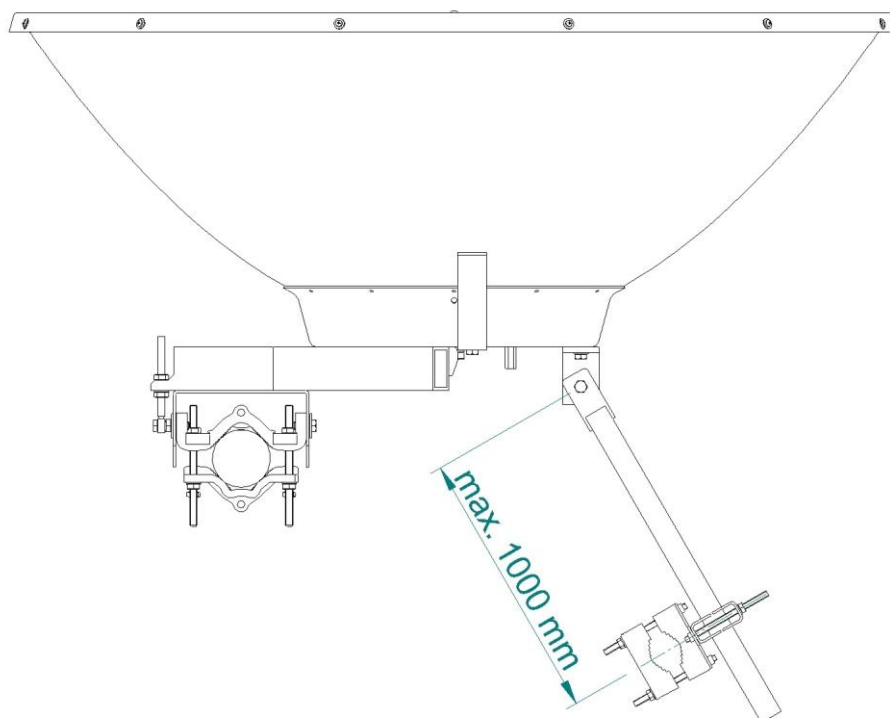


Fig. 3 Antenna with wind bracing kit (top view)

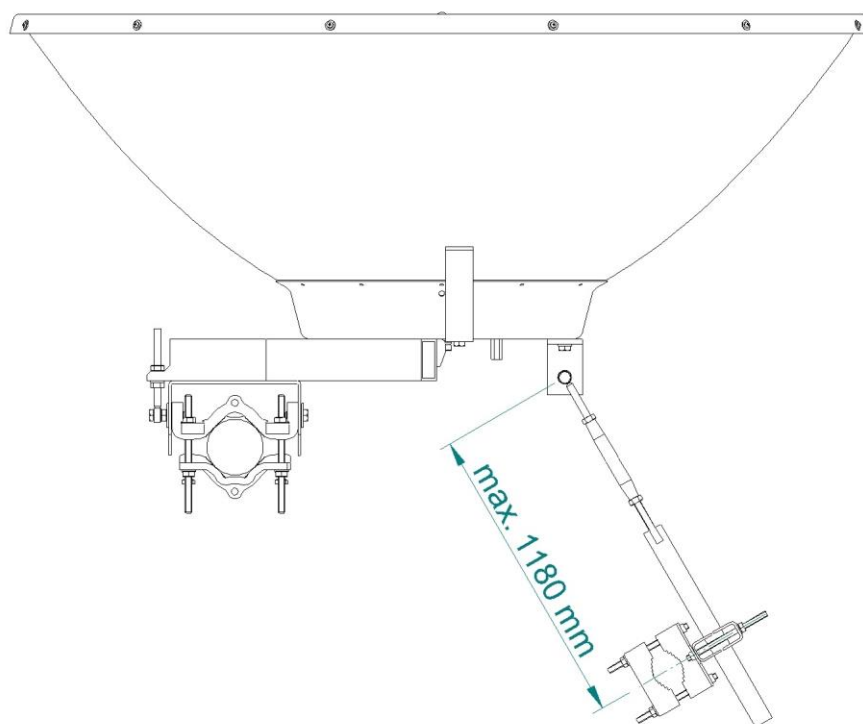


Fig. 4 Antenna with adjustable wind bracing kit (top view)