

HIGHWIRE™

ETHERNET OVER COAX ADAPTOR



HIGHWIRE allows IP network cameras to communicate over existing coax

HIGHWIRE supports mega-pixel cameras, uses legacy cables and cuts your installation costs. It is highly reliable and very easy to install.

Simple retro-fit of IP cameras in place of analogue

Full 100 Base-T Ethernet performance

Supports multiple IP cameras (with switch)

Fully automatic - no configuration required

Up to 300m on RG59, 500m on RG11

Powered by legacy PSU at camera end

Rack mount option for control room end



High - Speed Ethernet over video cable

HIGHWIREs are used in pairs and installing them is extremely simple and fast.

Why HIGHWIRE cuts installation costs

- Uses legacy analogue video cabling
- No IP address or other setup required
- Supports mega-pixel cameras
- Supports any network device - fully transparent 100Base-T Ethernet
- Fast install - less time on site
- Full-speed over 300m (1000ft) of RG-59
- Compact - fits inside camera housings
- Flexible low voltage input - can use old camera supply
- Rack-mount option for control room end

Signal Converter

HIGHWIRE turns any existing analogue video cable (coax) into a high-speed Ethernet connection. This allows a networked IP camera to replace an analogue CCTV camera, without installation of any new cabling. Thus the investment in the original cabling (usually around 30% of any system installation cost) can be retained and exploited for new-generation networked IP camera systems. HIGHWIRE is especially suited to mega-pixel IP camera applications or even multiple IP cameras as it supports high data rates.

Simple Installation

HIGHWIREs are used in pairs and installing them is extremely simple. One HIGHWIRE unit is connected to each end of the co-axial cable with the BNC connectors, thus providing a straight RJ45 to RJ45 network connection from end to end across the existing cabling. A HIGHWIRE to HIGHWIRE connection instantly operates as a full-duplex 100Base-T Ethernet connection and is completely transparent to any network device. HIGHWIRE has no MAC address or IP address and requires no set-up at all.




Diagram 1.

A pair of HIGHWIRE adaptors deliver full-bandwidth Ethernet over existing coaxial cabling without requiring any settings or other configuration.


Application

In the application shown above, a high-resolution mega-pixel IP camera replaces a standard analogue CCTV video camera. The IP camera's standard Ethernet TCP/IP connection is linked to a HIGHWIRE device with a short CAT 5 patch cable (straight through or cross-over). Both the camera and the HIGHWIRE are powered from the same power supply, and both may be fitted inside a standard external camera housing. The HIGHWIRE link runs across

the existing installed 75ohm co-axial video cable, and the rest of the network is connected at the other end (normally the control or equipment room). One, several, or many such links may feed into the network to an NVR. As the network link is full speed and fully - transparent, the IP camera appears on the network as a completely normal IP connection. The NVR will "see" the IP address of the IP camera as if it were a normal direct Cat 5 connection.

Universal Application


Although designed for IP video, the HIGHWIRE connection is a universal 100Base-T network link that can be used for any application. Any legacy coaxial cable can be used, or new coaxial cable can be installed, to deliver an extended network connection that is a rugged and low-cost alternative to fibre. Although designed for 75ohm cable, HIGHWIRE will operate over 50ohm cable with full performance with only a slight reduction in the maximum distance attainable.



HIGHWIRE Quad


HIGHWIRE QUAD integrates Veracity's HIGHWIRE Ethernet over coaxial cable technology with a four-port POE switch. This means that up to four IP cameras can be installed in place of an old analogue video camera. Legacy coax cabling can be used as the network connection, and an existing 12V DC or 24V AC supply can be converted into universal Power over Ethernet (POE) for the new IP cameras.

A separate HIGHWIRE Quad datasheet is available for further information.



HIGHWIRE Wall Mount Bracket

This simple metal bracket provides a fast, efficient method of fixing HIGHWIRE units to walls or other flat surfaces, including mounting inside enclosures.



HIGHWIRE DIN-Rail Mount

The HIGHWIRE wall mount bracket is also available with a DIN rail mount clip for fitting to standard DIN rails.

Applications

HIGHWIRE Quad can be used to expand the numbers of cameras in an installation without running new cables. Whilst most commonly used with IP security cameras, HIGHWIRE Quad can be used for any networking application such as VOIP, IP access control, wireless access points, or any combination of these.

HIGHWIRE Rack

The HIGHWIRE accessory range includes a 19" 1U adaptor plate which allows 8 standard HIGHWIRE units to be neatly rack-mounted in a control room. This is especially useful when installing many HIGHWIRE channels together.

HIGHWIRE with POE

For any applications requiring the transmission of POE-over-coax™, please refer to Veracity's HIGHWIRE Powerstar datasheet, which is also available at www.veracityglobal.com.

Power Supplies

A plug-top style 12V DC PSU is available for powering a single HIGHWIRE, although typically existing power supplies are re-used for this. A larger in-line PSU is available for powering up to 8 HIGHWIREs in a 1U rack mount and is supplied complete with wiring harness to connect all 8 units to the PSU.

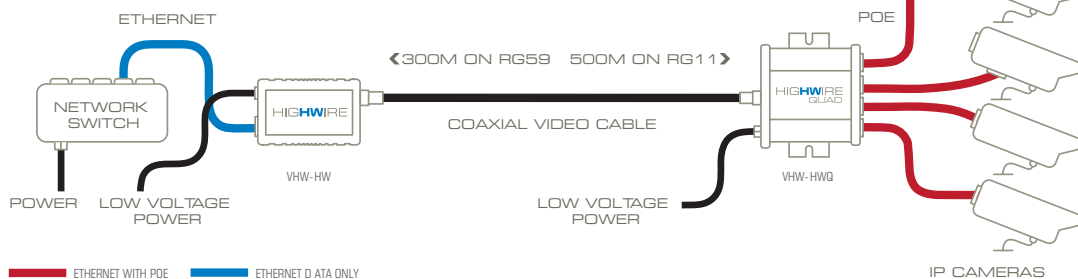


Diagram 2.

A single HIGHWIRE combined with a HIGHWIRE Quad provides Ethernet connectivity for up to four POE IP devices (typically IP cameras) over existing coaxial cabling.

TECHNICAL SPECIFICATION

HIGHWIRE™

HIGHWIRE INTERFACE	
Connector type	BNC 75ohm
Cable type	75ohm (RG59 or similar)
Range	Up to 300m (1100ft.) on RG59, 500m on RG11 (1600ft.) at full rate
Bandwith	200Mbps (total up + down)
ETHERNET INTERFACE	
Connector type	RJ45
Cable type	Straight through or cross-over, auto detected
Rate	100Base-T, full duplex with auto negotiation
LED INDICATORS	
Green – Constant	Power OK, full HIGHWIRE data link
Green – Blink	Power OK, no HIGHWIRE link
Green – Off	No power
Amber – Constant	Ethernet link On
Amber – Blink	Network traffic
POWER	
Unit power	1.5 watts
Connector type	Screw terminals with detachable plug
Power supply type	IEC Class II isolated only
Operating voltage	8-57V DC or 20-28V AC (type and polarity auto detected)
Supply current	120mA (12V), 60mA (24V)
PHYSICAL/ENVIRONMENTAL	
Dimensions	L 104mm (83mm excluding connectors) W 54mm H 24mm
Weight	110g (3.8oz)
Operating temperature	-10°C to 50°C (14°F to 122°F)
Relative humidity	85% non-condensing
Grounding	Chassis should be grounded and is connected to the BNC shield.
Compliance	CE, FCC, RoHS
PRODUCT CODES	
VHW-HW	HIGHWIRE Ethernet over video cable converter
VPSU-12V-U	12V DC power supply (normally not required)
VHW-WMB	Wall mounting bracket (1 HIGHWIRE unit)
VHW-DMB	DIN rail mounting bracket kit
VHW-1U	Rackmount kit (bracket for 8 units in 1U high)
VHW-RMPSU-UK	Power supply for rackmount kit (8 units)



veracity

Americas & Asia Sales :

Veracity USA Inc.
65 Harristown Road
Glen Rock
NJ 07452
USA

Tel: 1-800-679-1590
Fax: 1-800-679-0714
www.veracityglobal.com
sales@veracityusa.com

EMEA Sales :

Veracity UK Ltd
Prestwick International Aerospace Park
4 Dow Road
Prestwick
KA9 2TU
UK

Tel +44 (0) 1292 264967
Fax +44 (0) 845 528 1081
www.veracityglobal.com
sales@veracityuk.com